


















WAILUA - LIHUE MAINLINE			M-F	M-F
			800	800
	KAPAA SKATE PARK		6:40	7:40
	WAILUA BRICK OVEN		O/C	O/C
	WAILUA HOUSELOTS		6:49	7:49
	WAILUA HOMESTEADS		7:00	8:00
	EIWA STREET		Drop Only	Drop Only
	WAL-MART		Drop Only	Drop Only
	WILCOX HOSPITAL		Drop Only	Drop Only
	KUKUI GROVE - FIRST HWN BANK		Drop Only	Drop Only
	KCC BUS SHELTER		Drop Only	Drop Only

LIHUE-WAILUA MAINLINE				M-F	M-F	M-F
				850	850	850
	KCC BUS SHELTER		12:30	4:30	5:30	
	KUKUI GROVE - FIRST HWN BANK		12:35	4:35	5:35	
	EIWA STREET		12:40	4:40	5:40	
	WAL-MART		12:43	4:43	5:43	
	WILCOX HOSPITAL FOYER		12:44	4:44	5:44	
	LAUKONA RD		O/C	O/C	O/C	
	PETER RAYNO PARK		O/C	O/C	O/C	
	WAILUA HOMESTEADS PARK		1:03	5:03	6:03	
	WAILUA HOUSELOTS PARK		1:15	5:15	6:15	
	COURTYARDS AT WAIPOULI		O/C	O/C	O/C	
	KAPAA SKATE PARK		1:27	5:27	6:27	

Routes subject to cancel without notice. Schedules subject to change without notice. For the most current service information go to www.kauai.gov or contact the Kaua'i Bus Office