



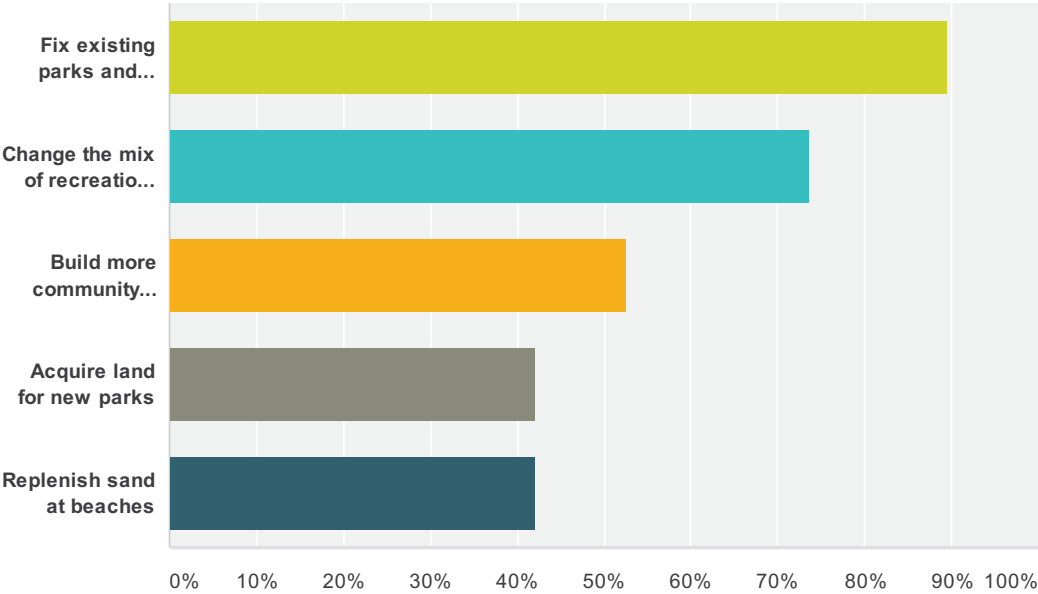
APPENDIX E



SKCP- CIP Priorities

Q1 Department of Parks & Recreation CIP
Priorities (Choose your top 3)

Answered: 19 Skipped: 0

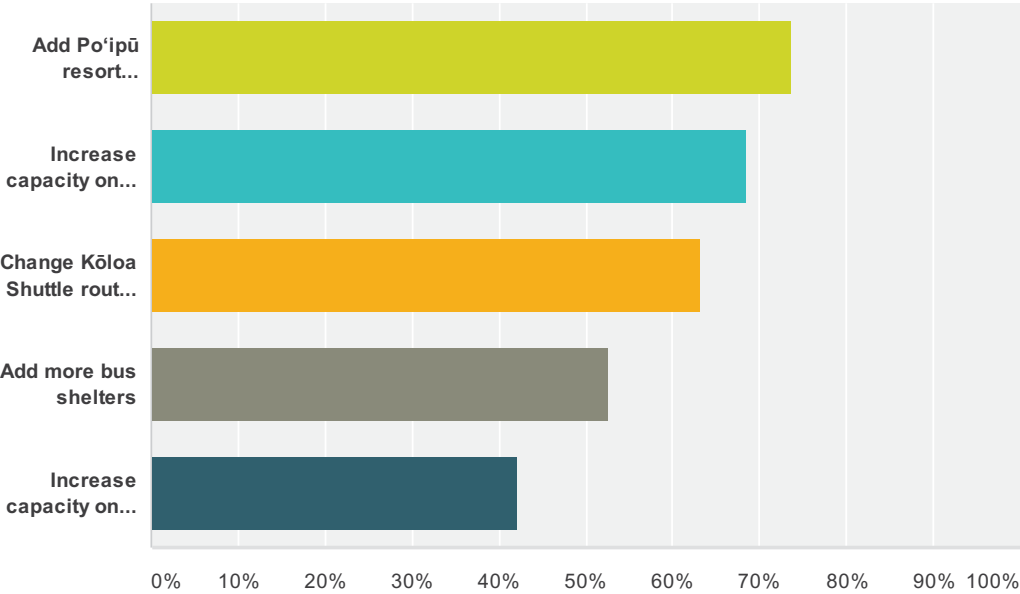


Answer Choices	Responses	
Fix existing parks and facilities (no redesign)	89.47%	17
Change the mix of recreational facilities	73.68%	14
Build more community centers/meeting rooms	52.63%	10
Acquire land for new parks	42.11%	8
Replenish sand at beaches	42.11%	8
Total Respondents: 19		

SKCP- CIP Priorities

Q2 Transportation Agency Priorities
(Choose your top 3)

Answered: 19 Skipped: 0

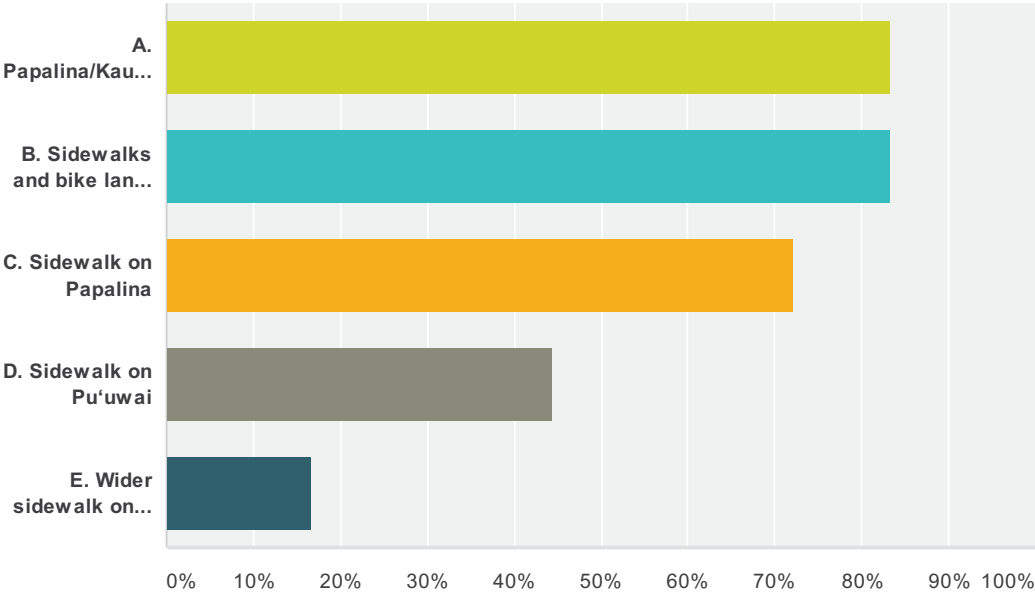


Answer Choices	Responses	
Add Po'ipū resort circulator	73.68%	14
Increase capacity on Kōloa Shuttle route	68.42%	13
Change Kōloa Shuttle route to include Ōma'ō Road	63.16%	12
Add more bus shelters	52.63%	10
Increase capacity on Kekahā-Līhu'e mainline	42.11%	8
Total Respondents: 19		

SKCP- CIP Priorities

Q3 Which roadway improvement is most important for Kalāheo?(Choose your top 3)

Answered: 18 Skipped: 1

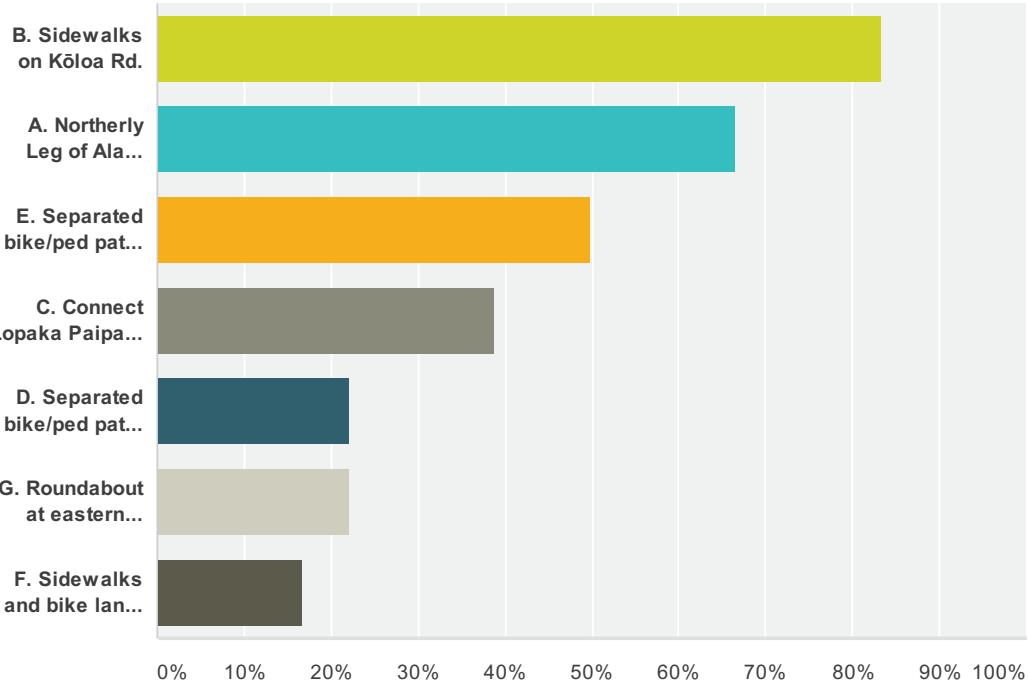


Answer Choices	Responses	
A. Papalina/Kaumuali'i intersection	83.33%	15
B. Sidewalks and bike lanes on Kaumuali'i	83.33%	15
C. Sidewalk on Papalina	72.22%	13
D. Sidewalk on Pu'uwai	44.44%	8
E. Wider sidewalk on Pu'u	16.67%	3
Total Respondents: 18		

SKCP- CIP Priorities

Q4 Which roadway improvement is most important for Kōloa? (Choose your top 3)

Answered: 18 Skipped: 1

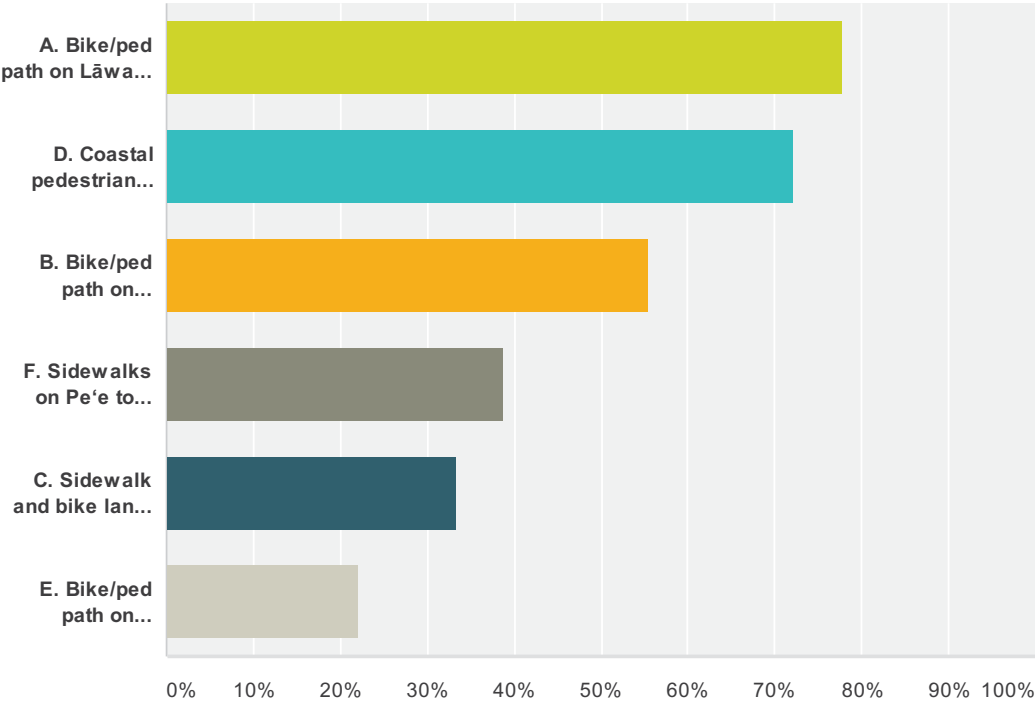


Answer Choices	Responses	
B. Sidewalks on Kōloa Rd.	83.33%	15
A. Northerly Leg of Ala Kalanikaumaka	66.67%	12
E. Separated bike/ped path on Hapa Rd.	50.00%	9
C. Connect Lopaka Paipa through to Ala Kalanikaumaka	38.89%	7
D. Separated bike/ped path on cane road	22.22%	4
G. Roundabout at eastern bypass	22.22%	4
F. Sidewalks and bike lanes on Ala Kinoiki	16.67%	3
Total Respondents: 18		

SKCP- CIP Priorities

Q5 Which roadway improvement is most important for Po‘ipū? (Choose your top 3)

Answered: 18 Skipped: 1



Answer Choices	Responses	
A. Bike/ped path on Lāwa'i Rd.	77.78%	14
D. Coastal pedestrian access easement	72.22%	13
B. Bike/ped path on Ho'onani Rd.	55.56%	10
F. Sidewalks on Pe'e to Po'ipū Rd.	38.89%	7
C. Sidewalk and bike lanes on Kapili Rd.	33.33%	6
E. Bike/ped path on Ho'owili & Ho'one	22.22%	4
Total Respondents: 18		

SKCP- CIP Priorities

Q6 Department of Public Works CIP Priorities for Kōloa (Drag and drop choices from best to worst by dragging and dropping the choices)

Answered: 18 Skipped: 1

	1	2	3	4	Total	Average Ranking
Multimodal roadways	33.33% 6	44.44% 8	11.11% 2	11.11% 2	18	3.00
Regional wastewater treatment plant	33.33% 6	11.11% 2	38.89% 7	16.67% 3	18	2.61
Drainage improvements	16.67% 3	38.89% 7	27.78% 5	16.67% 3	18	2.56
Potable water resources	16.67% 3	5.56% 1	22.22% 4	55.56% 10	18	1.83

Q7 Department of Public Works CIP
Priorities Po‘ipū (Drag and drop choices
from best to worst by dragging and
dropping the choices)

Answered: 18 Skipped: 1

	1	2	3	4	Total	Average Ranking
Multimodal roadways	33.33% 6	38.89% 7	16.67% 3	11.11% 2	18	2.94
Drainage improvements	27.78% 5	38.89% 7	33.33% 6	0.00% 0	18	2.94
Regional wastewater treatment plant	33.33% 6	11.11% 2	44.44% 8	11.11% 2	18	2.67
Potable water resources	5.56% 1	11.11% 2	5.56% 1	77.78% 14	18	1.44

Q8 Department of Public Works CIP
Priorities Kalāheo (Drag and drop choices
from best to worst by dragging and
dropping the choices)

Answered: 18 Skipped: 1

	1	2	3	4	Total	Average Ranking
Multimodal roadways	61.11% 11	22.22% 4	11.11% 2	5.56% 1	18	3.39
Regional wastewater treatment plant	22.22% 4	44.44% 8	22.22% 4	11.11% 2	18	2.78
Drainage improvements	5.56% 1	27.78% 5	44.44% 8	22.22% 4	18	2.17
Potable water resources	11.11% 2	5.56% 1	22.22% 4	61.11% 11	18	1.67

Q9 Department of Public Works CIP
Priorities ‘Ōma‘o (Drag and drop choices
from best to worst by dragging and
dropping the choices)

Answered: 18 Skipped: 1

	1	2	3	4	Total	Average Ranking
Multimodal roadways	66.67% 12	22.22% 4	11.11% 2	0.00% 0	18	3.56
Drainage improvements	11.11% 2	44.44% 8	33.33% 6	11.11% 2	18	2.56
Regional wastewater treatment plant	11.11% 2	11.11% 2	44.44% 8	33.33% 6	18	2.00
Potable water resources	11.11% 2	22.22% 4	11.11% 2	55.56% 10	18	1.89

Q10 Department of Public Works CIP
Priorities Lāwa‘i (Drag and drop choices
from best to worst by dragging and
dropping the choices)

Answered: 18 Skipped: 1

	1	2	3	4	Total	Average Ranking
Multimodal roadways	72.22% 13	16.67% 3	11.11% 2	0.00% 0	18	3.61
Drainage improvements	11.11% 2	33.33% 6	44.44% 8	11.11% 2	18	2.44
Regional wastewater treatment plant	5.56% 1	33.33% 6	22.22% 4	38.89% 7	18	2.06
Potable water resources	11.11% 2	16.67% 3	22.22% 4	50.00% 9	18	1.89

Q11 Please provide any additional comments you may have regarding priority projects for South Kauai.

Answered: 1 Skipped: 18

#	Responses	Date
1	Many older subdivisions need to have pipelines changed (example: Maikai St. on Opu Rd recently experienced water leaking upwards causing some flooding. County workmen changed pipeline to copper type taking 3 days to dig out pavement, insert lines, repair roadway and remove stones left over by digging out asphalt. Camphouse Grill has been tom down [on Opu Rd.] Sidewalks need to be put in as there are more residences and more children as well as the elderly, who walk to and from Kaumualii Highway. Area coming out of our "tree tunnel" always should be maintained as residents as well as visitors, continue on to Koloa and the Poipu area.	5/19/2014 5:31 PM